

PATENTS
PENDING

LECTO
A Product By AGH Supply

16" Metal Bed Frame

DESIGN STANDARD ISO 19833

NO BOX SPRINGS REQUIRED

Durability, zero maintenance, sound sleep
What more can you ask from a bed?




AVAILABLE SIZES:

Full | Queen | King



BED FRAMES

A bed frame or bed base should complement the interior of a guest room. Made with heavy-duty metal, these attractive, durable bed bases are neutral in color, matching any interior design, making it a profitable investment.



LECTO
A Product By AGH Supply

Durable high strength bed frame

Weight Capacity up to
2000 LBS (907 KGS)
Impact Load Tested

Supplier intended and approved use:
Commercial / Residential use

Features:

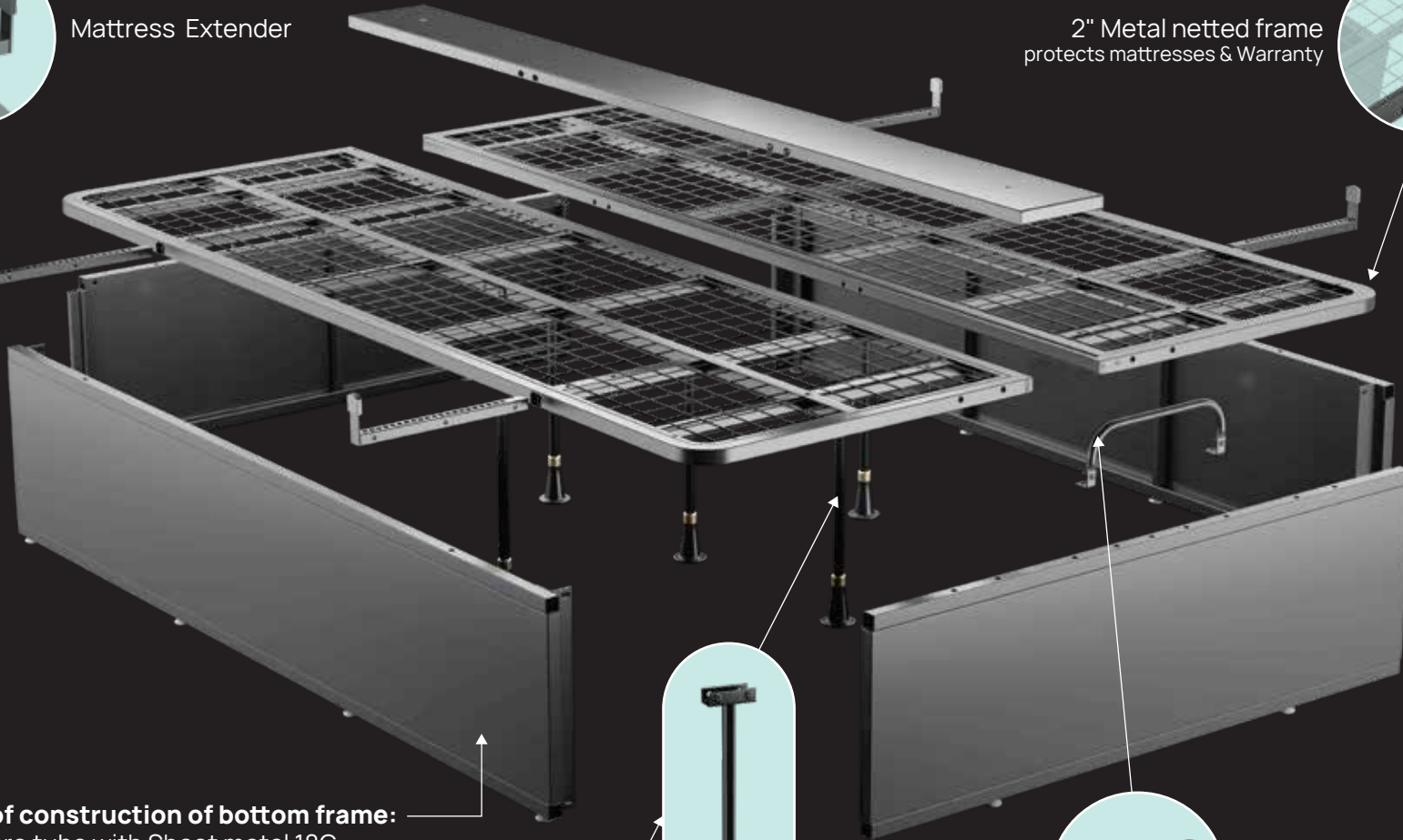

- Quick DIY assembly with minimal tools
- Rigid and robust strength
- Zero maintenance
- Metal netted frame for higher comfort
- Long life
- Lighter than a wooden bed frame
- Cannot be damaged by water
- Fire retardant

Material of construction of top frame:
Steel square tube with 10swg wiremesh 2" Square

2" Metal netted frame
protects mattresses & Warranty

**Hassle free switch
from Full to Queen**

Mattress Extender



Material of construction of bottom frame:
Steel square tube with Sheet metal 18G


Number of leg supports:
Full - 4 legs | Queen - 5 legs | King - 6 legs



Strong leg support



Mattress Retention Bar
(removable)



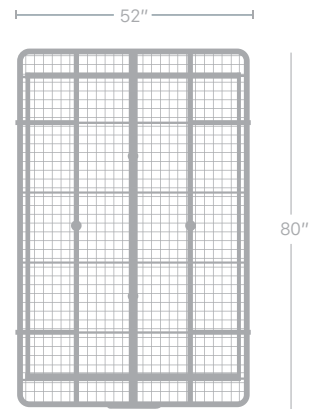
Full Size BED FRAME

The history of the full-size beds goes back to the Renaissance period when the beds became elaborate.

Today, the full-size bed, also known as the double bed, is often considered the standard bed size for single sleepers, giving maximum comfort within a small budget. Same in length as the twin bed, full beds are 16 inches wider. The extra width allows for a companion, pet, or favorite body-pillow.

NUMBER OF LEG SUPPORTS FULL **4** LEGS

FULL SIZE METAL FRAME DIMENSIONS



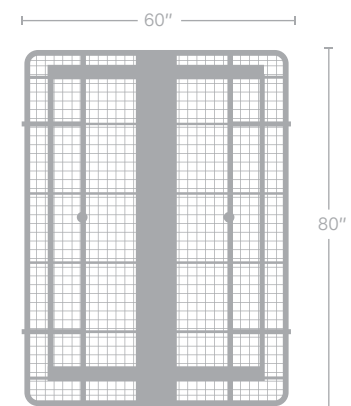
View
How to
Install

Queen Size BED FRAME

Believed to be invented for Queen Elizabeth I, the queen-size bed are today a popular choice for master bedrooms in homes and premium guestrooms in hotels. With ample space, the queen-size beds today reign supreme in the mattress world. The popularity of the queen-size beds has made it easier to shop for accessories to go with this bed, making it a perfect blend of comfort and value.

NUMBER OF LEG SUPPORTS **QUEEN 5** LEGS

QUEEN SIZE METAL FRAME DIMENSIONS

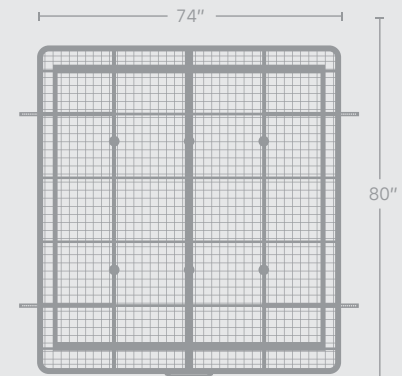


View
How to
Install


King Size BED FRAME

Historians believe that the first king-sized bed was created in 1890, and was far larger than a modern-day king: it could fit 15 people. In fact, the original sits at the Victoria and Albert Museum in London. The modern king-size bed has been reduced to 76" x 80", an ideal size for a couple to stretch out without disturbing each other's sleep.

KING SIZE
METAL FRAME DIMENSIONS

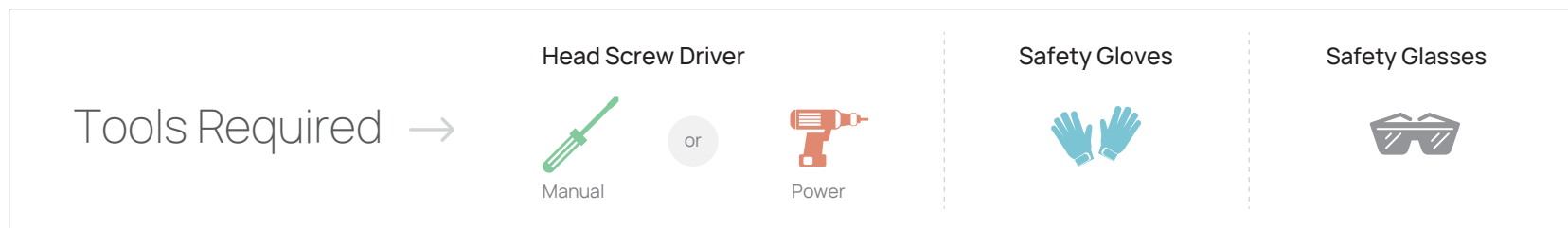




NUMBER OF LEG SUPPORTS KING **6** LEGS



LECTO
A Product By AGH Supply

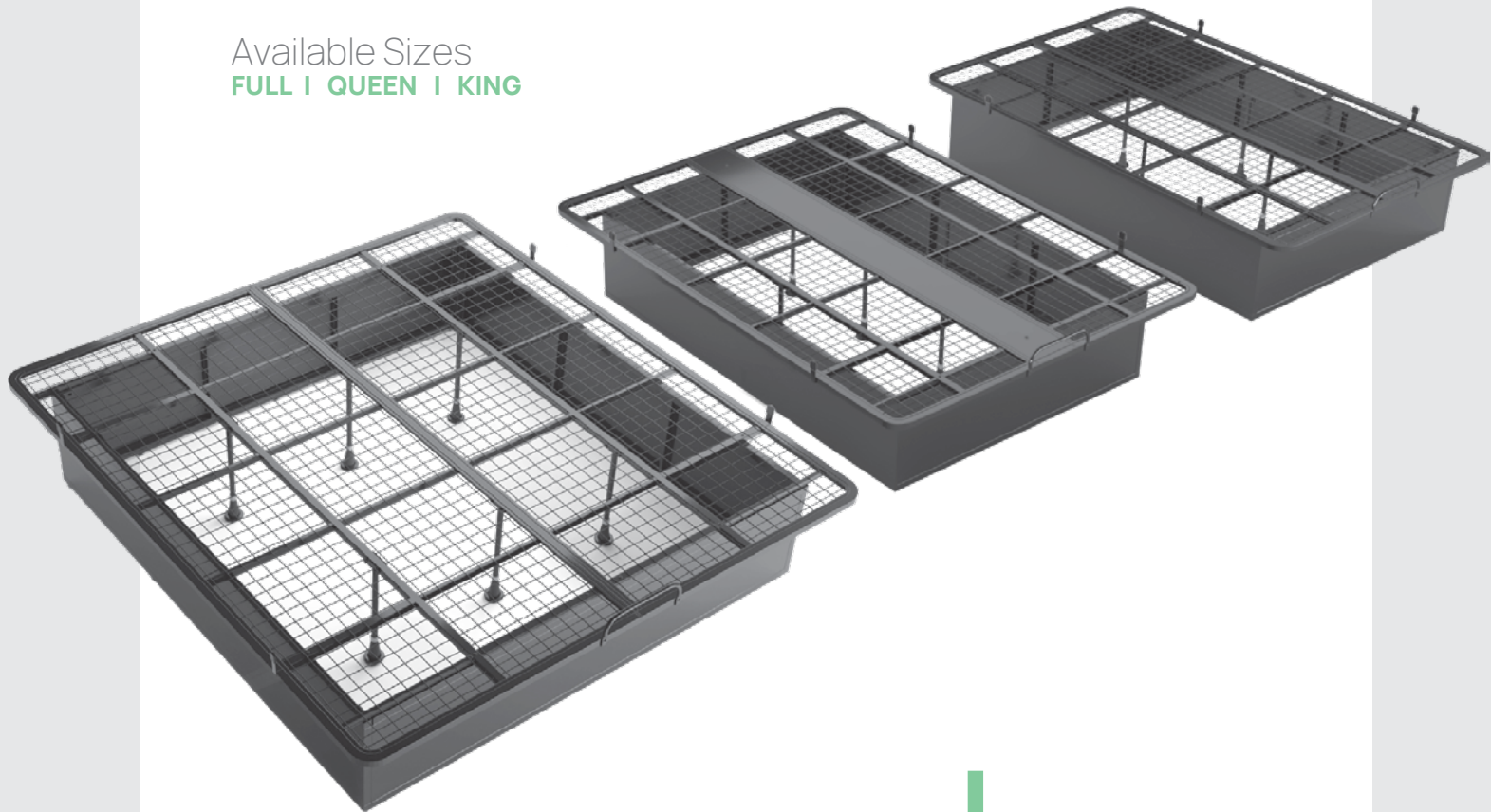
How to install Bed Skirt on LECTO METAL BED FRAMES



16" Metal Bed Frames

Available Sizes

FULL | QUEEN | KING



MADE FROM PREMIUM QUALITY MATERIAL

LECTO
A Product By AGH Supply



1430 Charleston Hwy, Unit B,
West Columbia SC 29169

Toll Free: (800) 991 6501
Fax: (877) 560 9771

www.aghsupply.com
myorders@aghsupply.com



Download App

AGH Supply mobile app is available on iOS and Android to make your shopping experience even better.



Follow us
on Facebook